



Multi-Platform Applications with Qt

Tuukka Ahoniemi

tuukka.ahoniemi@digia.com

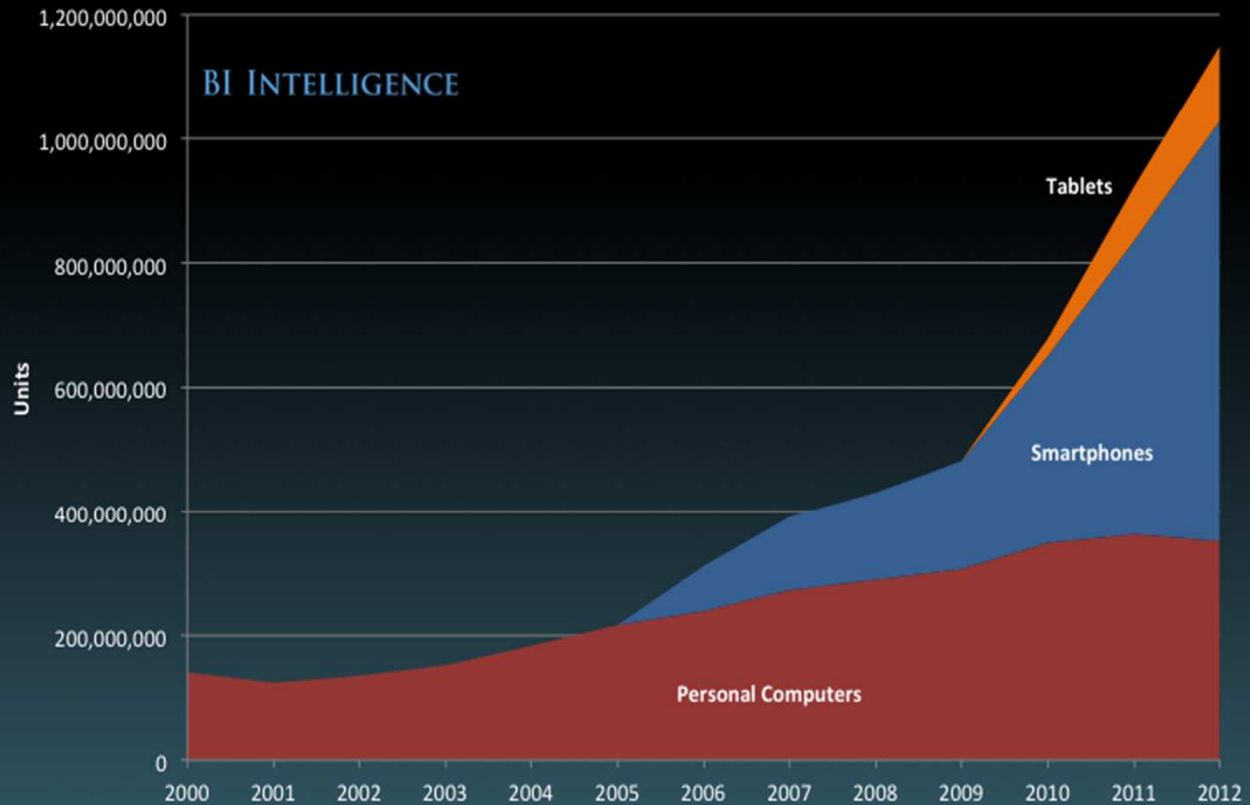
@tuukka_a

Santa Clara, CA

(soon back in Tampere, Finland)

Globally, mobile device sales are 2x PC sales

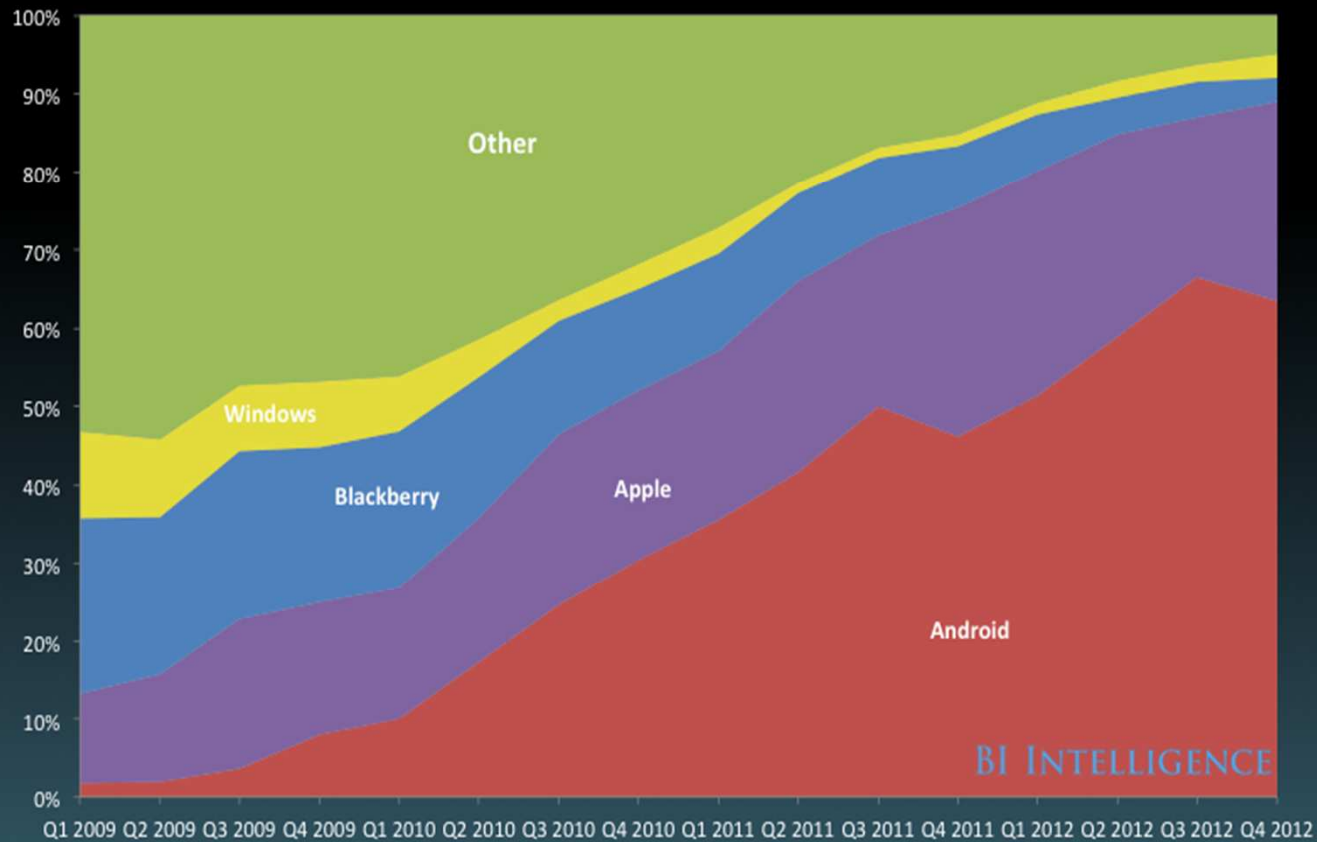
Global Internet Connected Device Shipments



Source: Gartner, IDC, Strategy Analytics, company filings, BI Intelligence estimates

They work across all the mobile operating systems

Global Mobile Platform Market Share



Source: Gartner, IDC, Strategy Analytics, BI Intelligence estimates, and company filings

BI INTELLIGENCE

So...

- Desktop and mobile OS landscape fragmented
 - Android, BlackBerry, iOS, Windows Phone
 - Mac OS X market share on desktop is growing
 - 14% market share in US, >30% in Norway
 - Tablets replacing laptops
- Data often stored in cloud, access from everywhere
- Embedded Device, control from mobile, tablet or PC
 - Central heating, Sound system, Set top box
 - Factory lines

N-Screen Problem



It's Not Too Late to Change Your Career!


...Contact Your Local Military Draft Person Today!



Let's Talk About Qt

Contents

- Brief Introduction to Qt
 - Traditional Qt/C++ with QWidgets
 - Qt Quick and QML
- Qt 5 and Qt Roadmap
- Multi-Screen Approaches with Qt Quick



What is Qt?

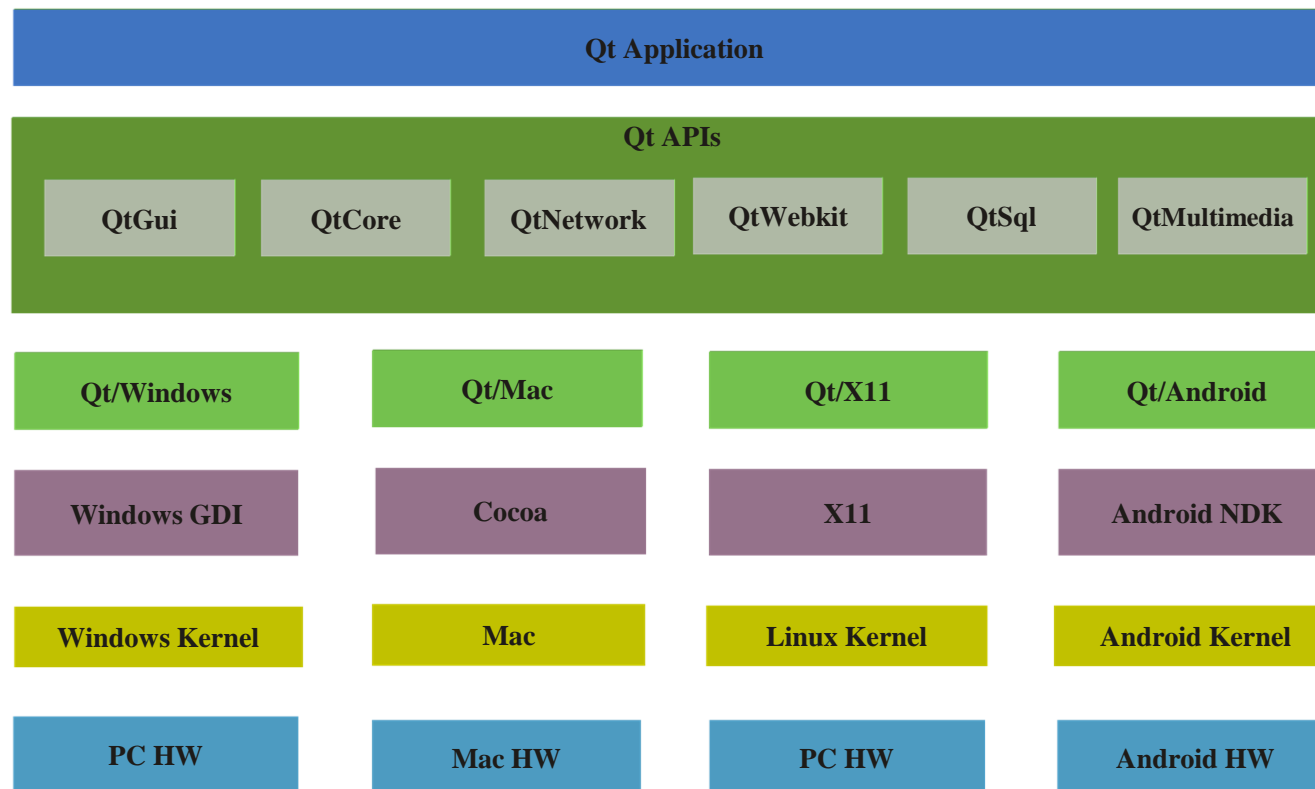
C++ CROSS-PLATFORM APPLICATION AND UI FRAMEWORK

**Cross-
Platform
Class
Library**

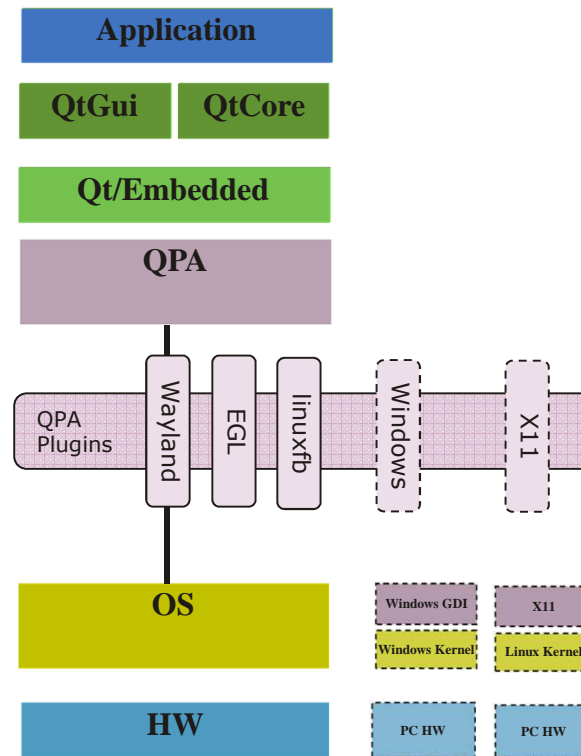
**Integrated
Development
Tools**

**Cross-
Platform
IDE**

Qt Applications Are Native Applications



The Qt/Embedded Stack



Supported Platforms

Desktop

Windows

Linux

Mac OS X

Solaris

Enterprise UNIX

Embedded

**Windows Embedded
(Standard/Compact 7)**

Embedded Linux

INTEGRITY

QNX

VxWorks

Mobile

Android (5.2, beta 5.1)

iOS (5.2, alpha 5.1)

**Win8 on ARM
(WinRT) (5.2?)**

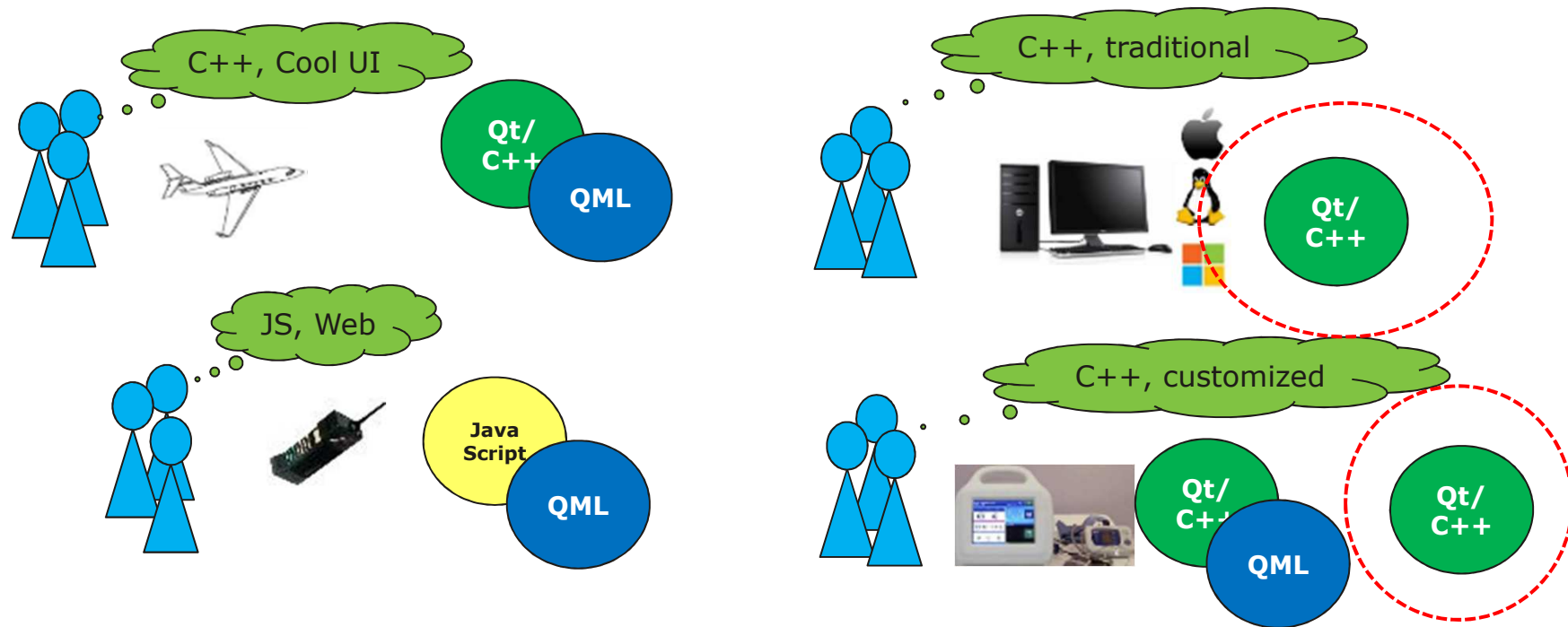
BlackBerry 10

Jolla Sailfish

Programming with Qt/C++

Qt UI Offering - Match the Purpose

Qt provides a set of UI tools and technologies for developers to choose from



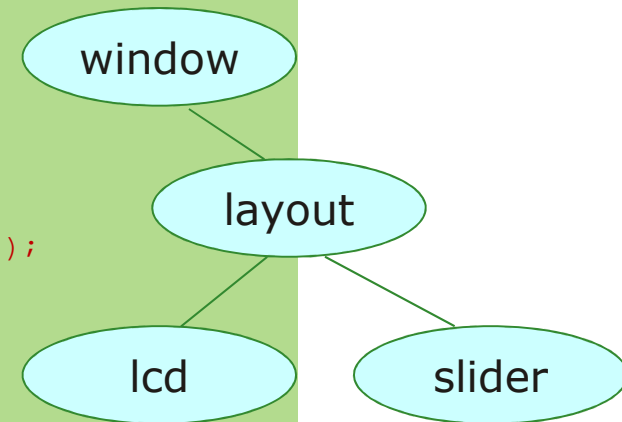
Small GUI Example with QWidgets 1/2



```
int main( int argc, char** argv ) {
    QApplication app( argc, argv );

    QWidget window;
    QVBoxLayout* layout = new QVBoxLayout( &window );
    QLCDNumber* lcd = new QLCDNumber( &window );
    QSlider* slider = new QSlider( Qt::Horizontal, &window );
    layout->addWidget( lcd );
    layout->addWidget( slider );

    window.show();
    return app.exec();
}
```



Small GUI Example with QWidgets 2/2

1. Slider is moved (to value 21)



2. emit valueChanged(21)

3. display(21)



```
int main( int argc, char** argv ) {
    QApplication app( argc, argv );

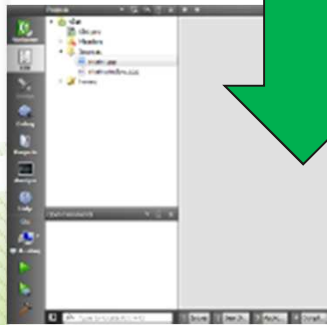
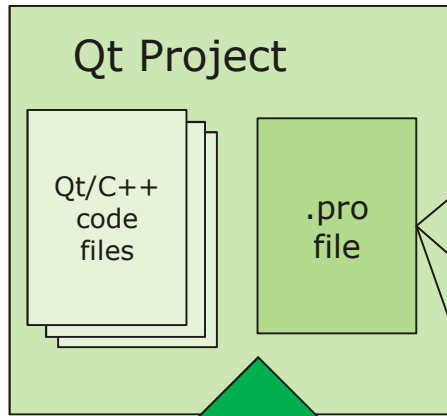
    QWidget window;
    QVBoxLayout* layout = new QVBoxLayout( &window );
    QLCDNumber* lcd = new QLCDNumber( &window );
    QSlider* slider = new QSlider( Qt::Horizontal, &window );
    layout->addWidget( lcd );
    layout->addWidget( slider );

    QObject::connect( slider, SIGNAL(valueChanged(int)),
                     lcd, SLOT(display(int)));

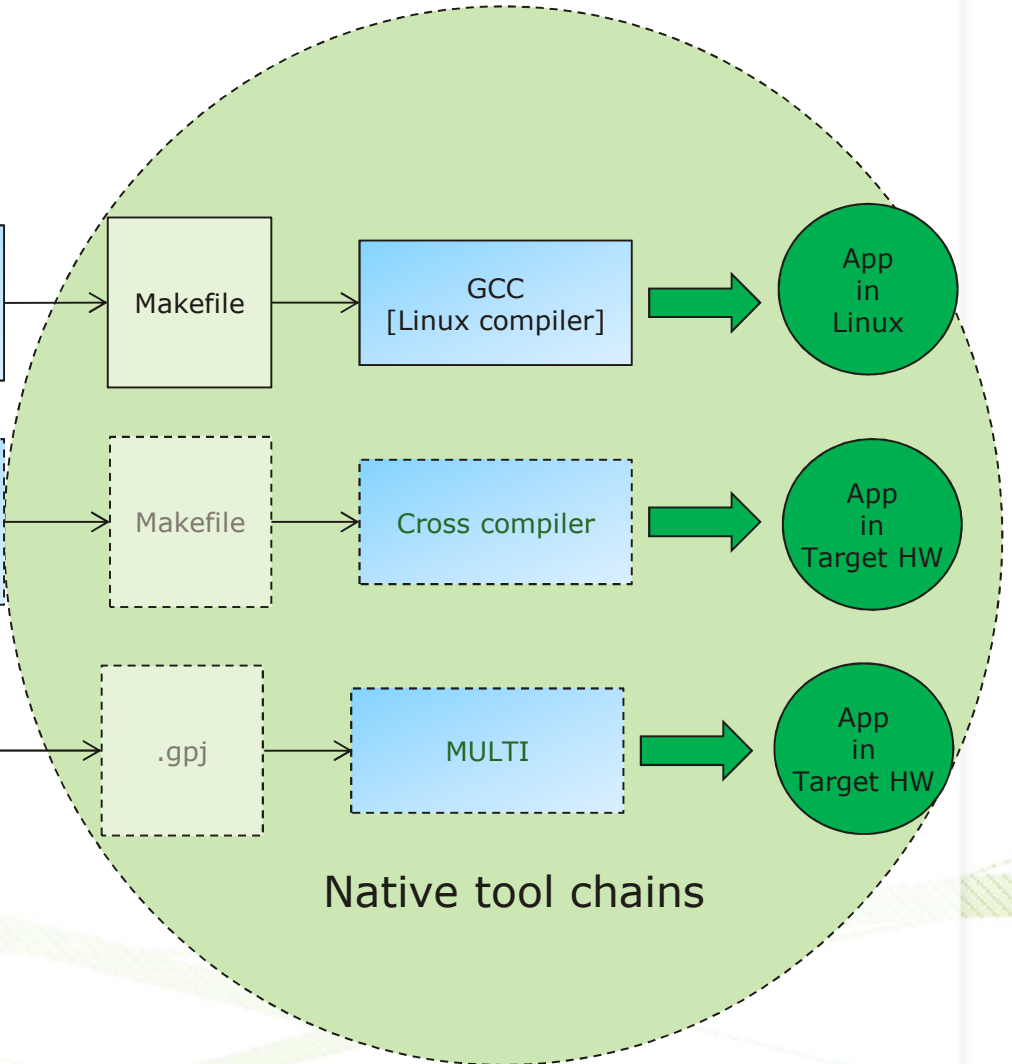
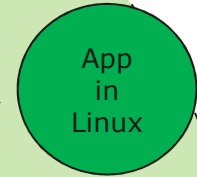
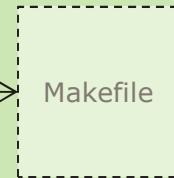
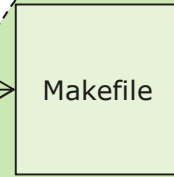

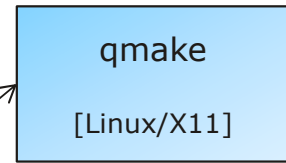
    window.show();
    return app.exec();
}
```



Tools Integration



Qt Creator



Qt Application

PROJECT
DEFINITION
FILE

.pro

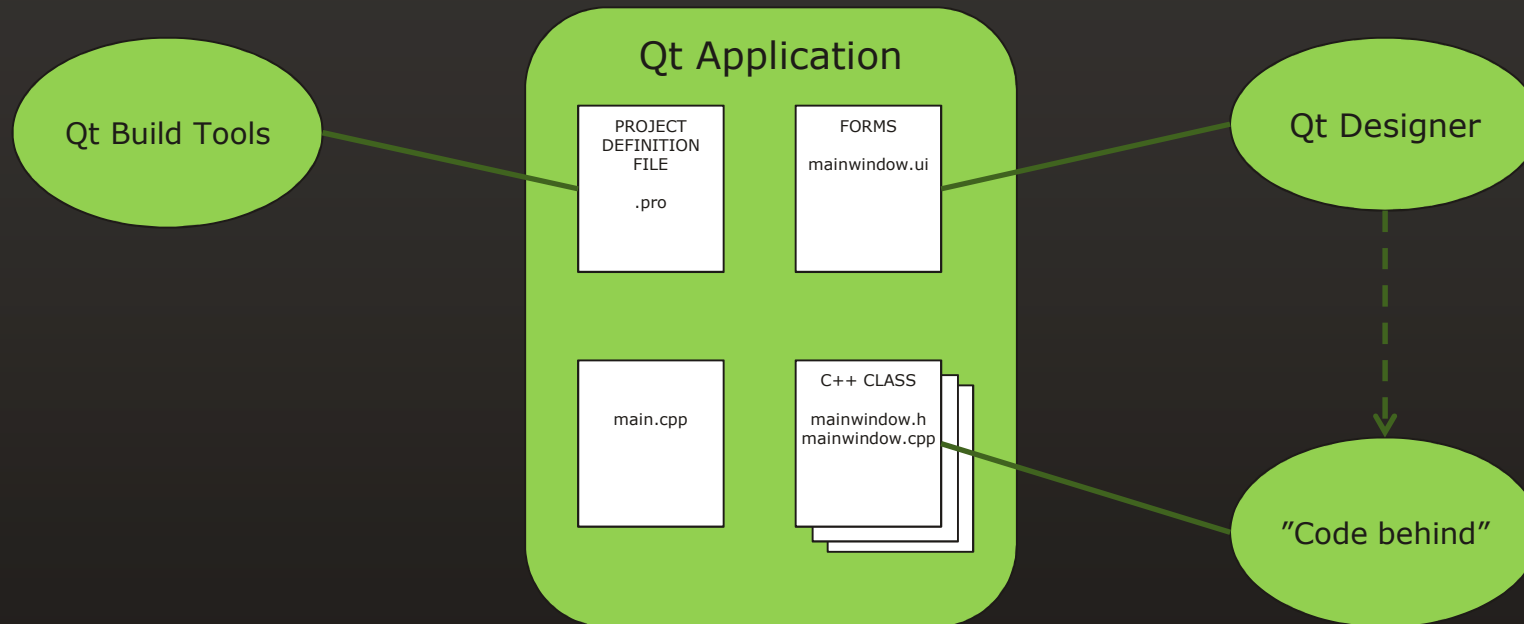
FORMS

mainwindow.ui

main.cpp

C++ CLASS

mainwindow.h
mainwindow.cpp



Non-GUI Qt/C++ Support

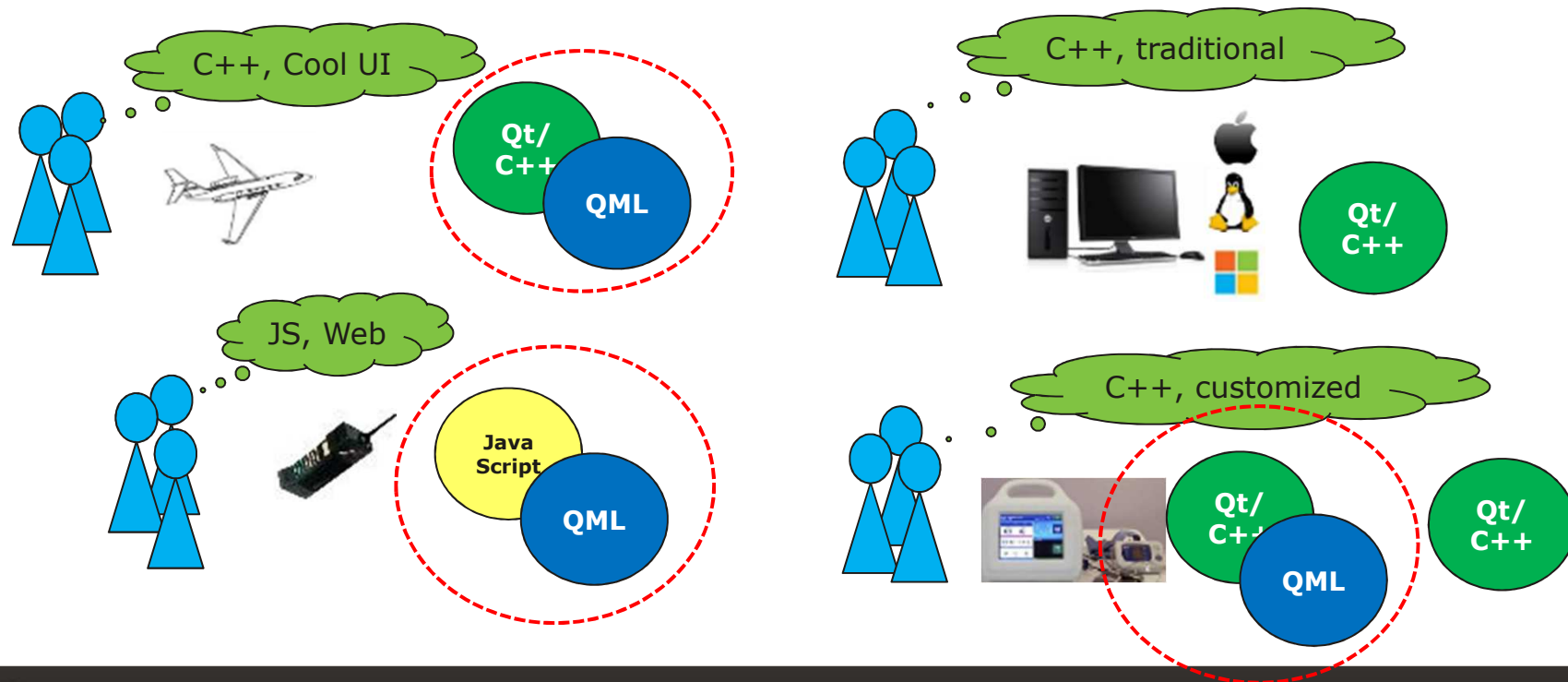
- QtCore
 - Data types, containers
 - Threads, Processes, IPC
 - File I/O
 - String handling
- QtNetwork
 - TCP/UDP, HTTP, FTP, SSL
- QtSql
- QtWebkit
- Qt Serial Port (new in 5.1)
- Etc.

Qt Quick

Bridging the gap between designers and developers

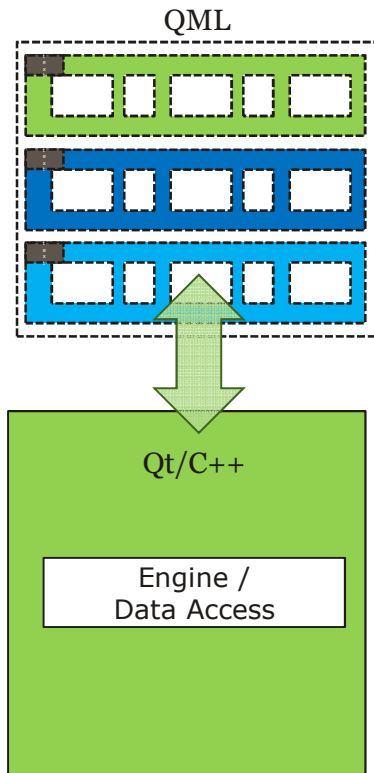
Qt UI Offering - Match the Purpose

Qt provides a set of UI tools and technologies for developers to choose from





What is Qt Quick?



Declarative UI Design

Imperative Logic

QML at a Glance

```
import QtQuick 2.1

Rectangle {
    width: 200; height: 200

    Text {
        id: helloText
        anchors.horizontalCenter: parent.horizontalCenter
        font.pixelSize: parent.height / 10
        font.bold: true
        text: "MEET QML!"
    }
    Image {
        id: helloImage
        anchors.top: helloText.bottom
        anchors.horizontalCenter: parent.horizontalCenter
        source: "icons/qt_logo.png"
    }
    MouseArea {
        anchors.fill: parent
        onClicked: {
            helloImage.visible = false;
            helloText.text = "Bye-bye picture!";
        }
    }
}
```

MEET QML!

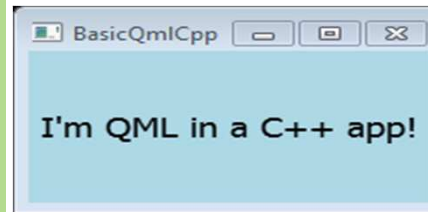


Code less.
Create more.
Deploy everywhere.

It's simply all about elements,
properties and their values!

C++ Integration – Minimal Example

```
Rectangle {  
    width: 200; height: 100  
    color: "lightblue"  
    Text {  
        anchors.centerIn: parent  
        font.pixelSize: 18  
        text: "I'm QML in a C++ app!"  
    }  
}
```



1: main.qml
Write your QML UI

```
QT += quick  
  
TARGET = minimalapp  
TEMPLATE = app  
  
SOURCES += main.cpp
```

2: minimalapp.pro
Link against the QtQuick module

```
#include <QtGui/QGuiApplication>  
#include <QtQuick/QQuickView>  
  
int main(int argc, char *argv[]) {  
    QGuiApplication a(argc, argv);  
    QQuickView v(QUrl::fromLocalFile("main.qml"));  
    v.show();  
    return a.exec();  
}
```

3: main.cpp
Use the widget
QQuickView to display
your QML UI

A Bit More QML

Let's look at some demos!

Qt 5 and Qt Roadmap

Re-Factored Internal Architecture

Same APIs, Re-designed
internals
Qt Platform Abstraction
New Platforms

Tailored Parts for Embedded and Mobile

Compelling and performant
graphics
New modularization
Better touch support

Modern Graphics Offering

"Velvet-like" Animations
OpenGL based Qt Quick 2
Improved Multimedia
Graphics Effects
OpenGL Shaders



Highlights

Ease-of-Use

Qt 4 compatibility
Qt Creator 2.7
Device Deployment

Power of Web Connectivity

Qt Webkit 2
Native JSON support

Qt 5.1 Highlights

- Performance and Stability
 - 3000+ bug fixes done since 5.0
- Qt Quick Controls
 - Qt Quick just got serious on desktop as well
- Android and iOS as technology preview
 - Let the projects begin!
- New modules
 - Qt Sensors, Qt Serial Port, X11 Extras, Wayland

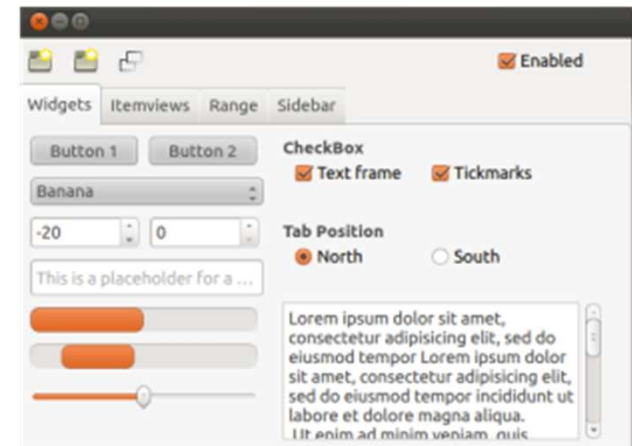
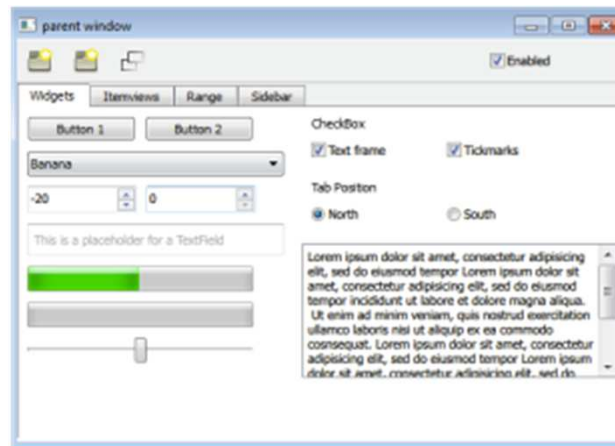
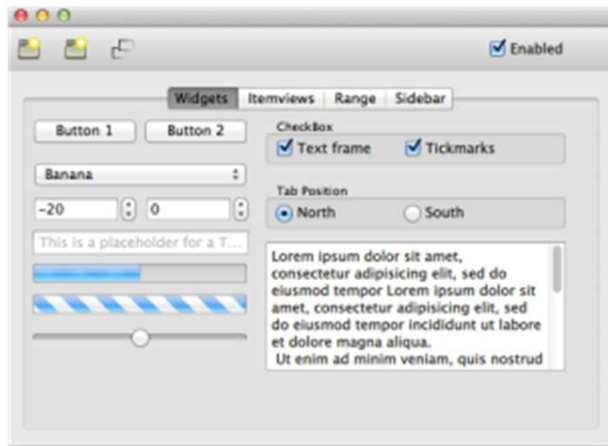
This Is What It's All About!



Two different Android devices with different OS versions

Qt Quick Controls and Layouts

- Finally, a UI control library for QML language (Qt Quick)
- Toolbox of premade, re-usable UI components.
 - 5.1 has desktop controls with native look-and-feel
 - 5.2 will have more, like touch controls, industry specific controls



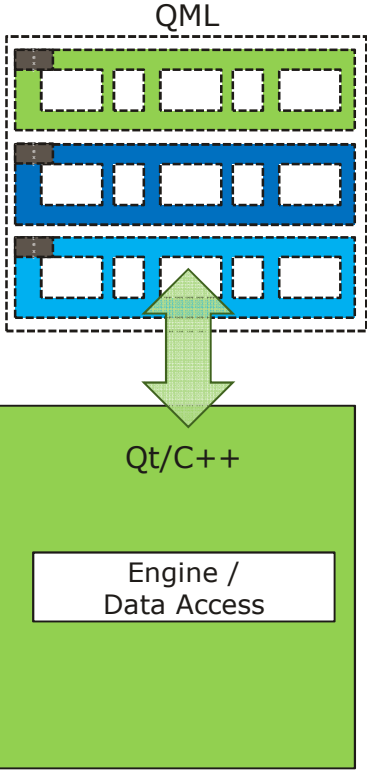
Qt on New Mobile Platforms – Tech Previews

- Qt/Android (*“beta”*)
 - Regular Qt applications running on regular Android OS (phones, tablets)
 - Most of Qt functionality already there
 - No Android functionality (native look-and-feel, back-button, in-app purchase)
 - Qt Creator integration in good shape
 - Deployment (to Google Play) not recommended even though might work
- Qt/iOS (*“alpha”*)
 - Qt applications on iPhone or iPad
 - Some Qt modules already there (Widgets, Qt Quick 1). **No Qt Quick 2 or Webkit**
 - No Qt Creator integration, works in XCode
 - Major internal changes taking place for 5.2 before deployment can be done

Multi-Screen Approaches with Qt

Where Are We Going with All This?

Technical Enablers



Declarative UI Design

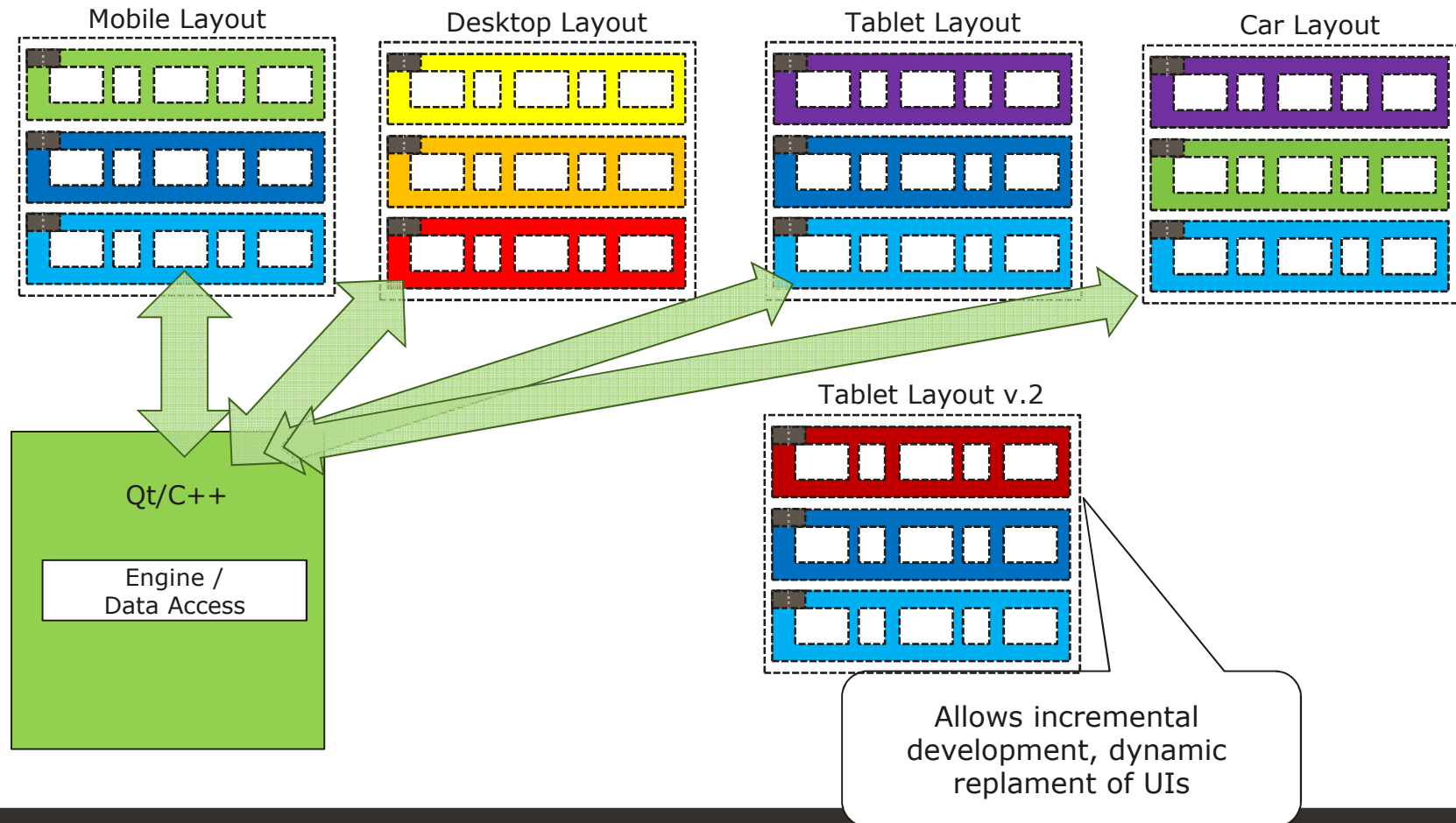
+

Wide platform support

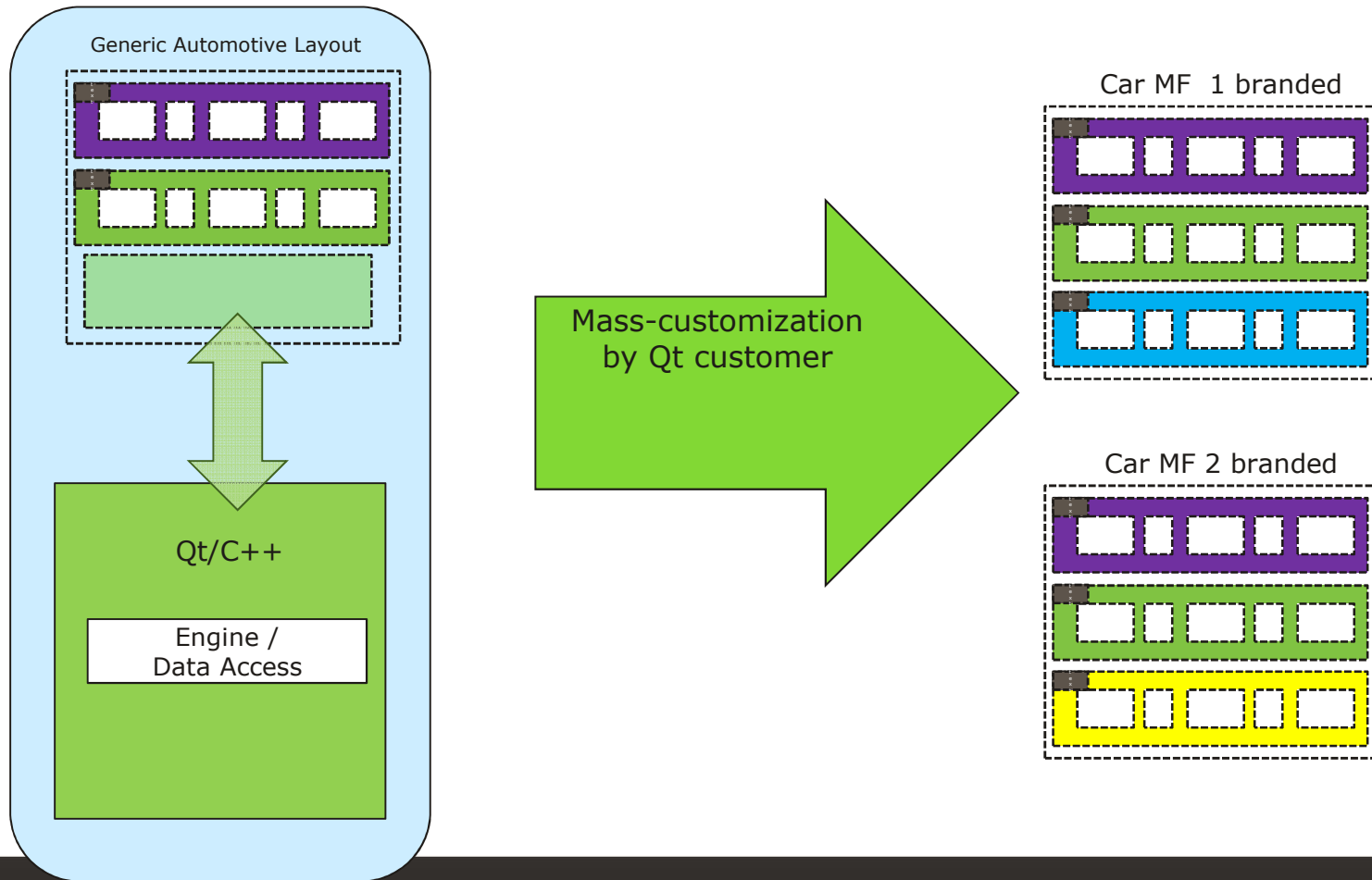
UIs Scale by Default



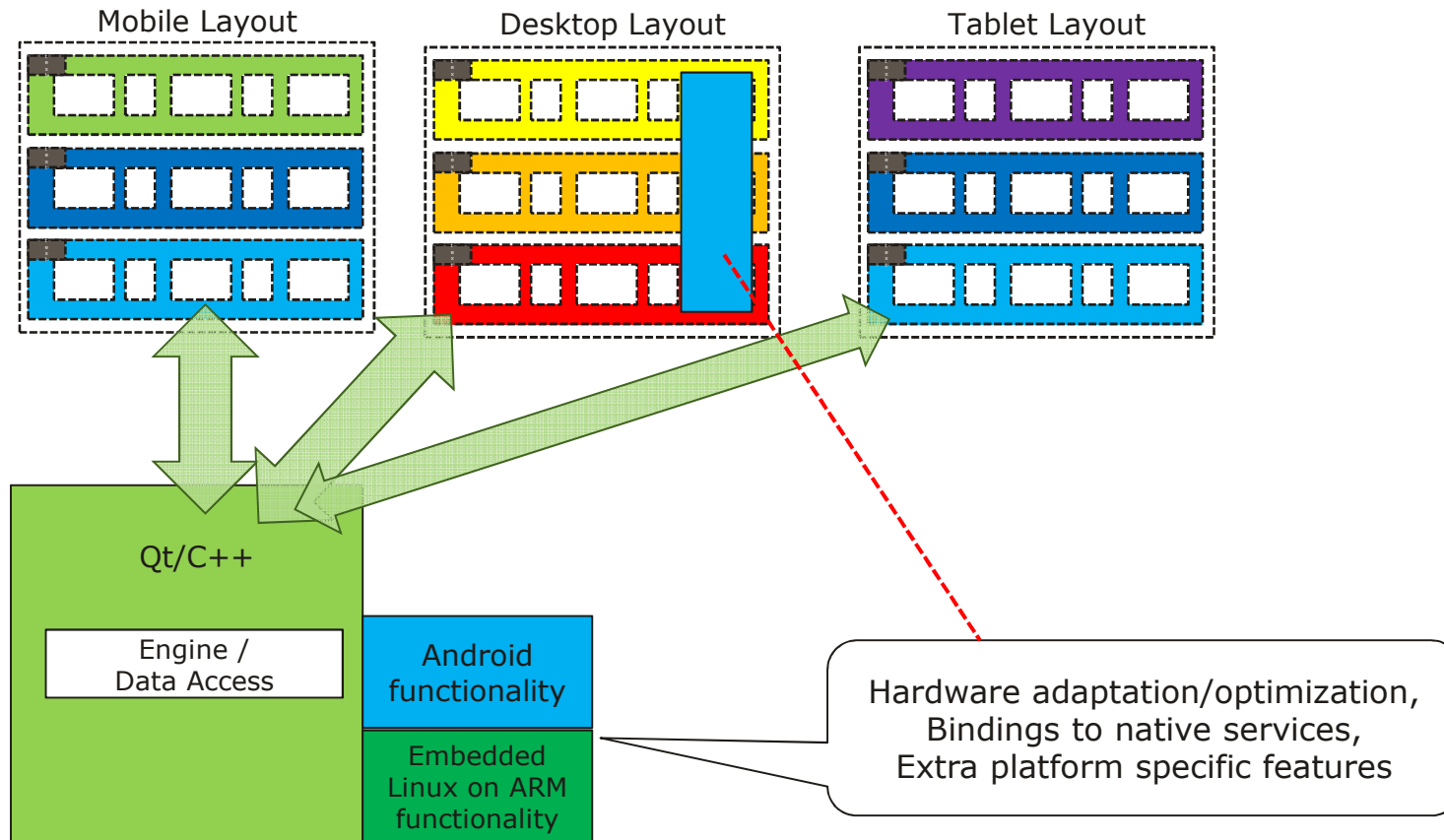
N-Screen Approaches – Different UI Designs



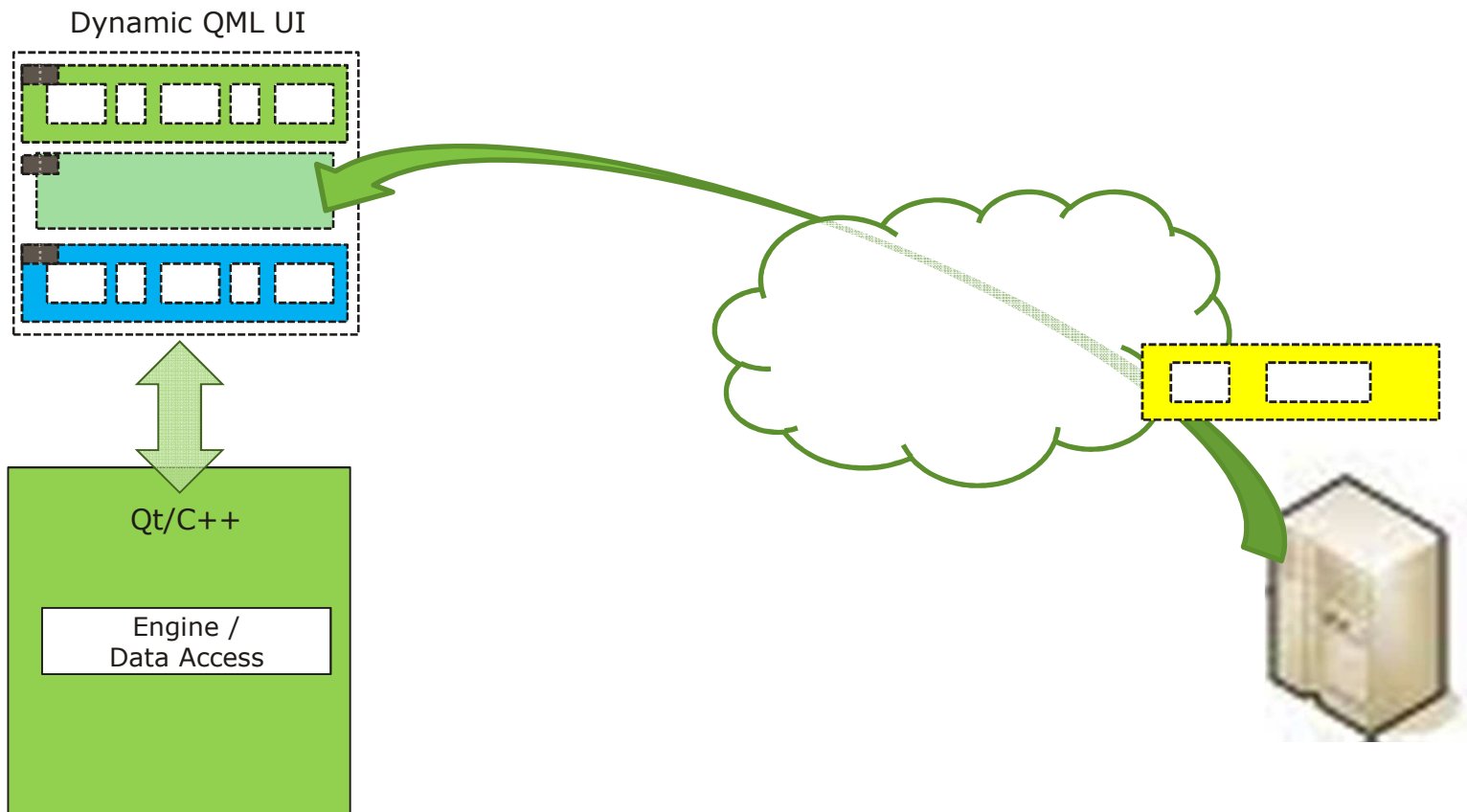
N-Screen Approaches – Mass-Customization




Platform Specific Functionality



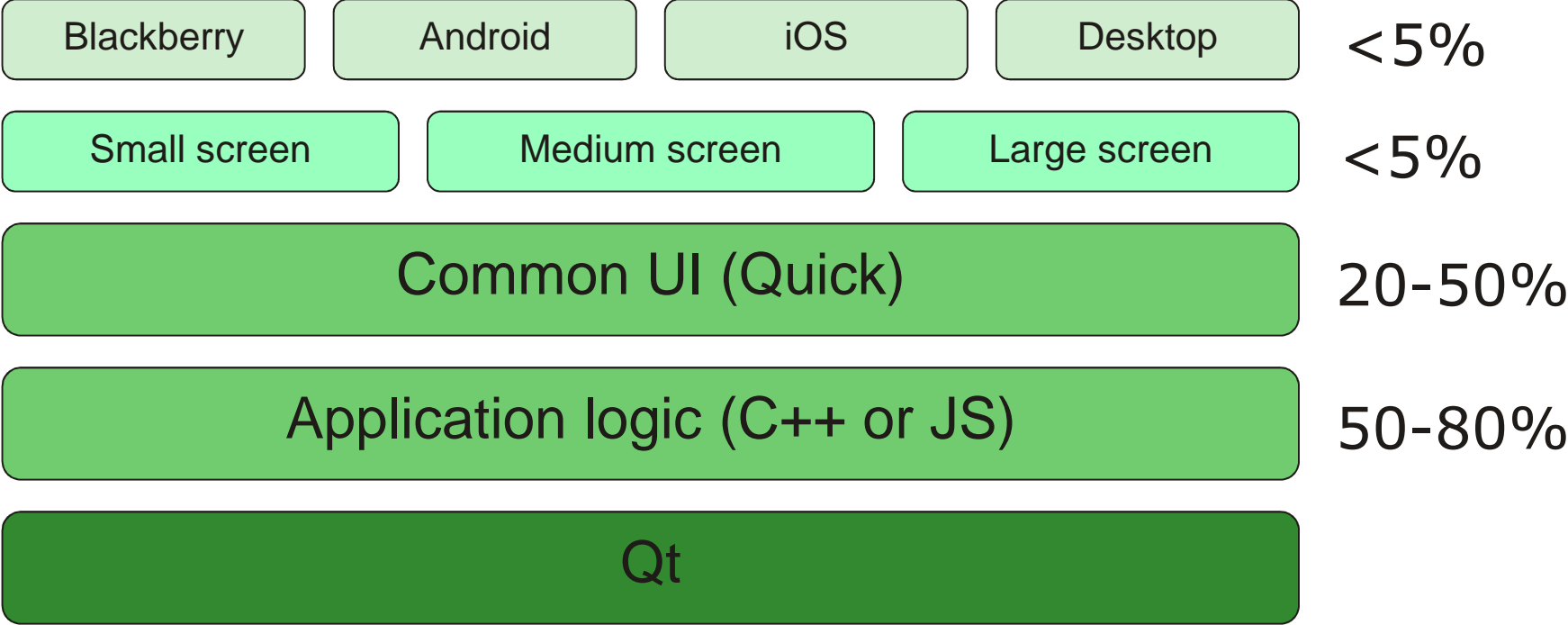
N-Screen Approaches – Partially Remote UI



N-Screen Approaches – Remote UI



Structure of an N-screen App



Summary – Developer Story of Qt in 2013

- Write Once, Deploy Everywhere
 - Desktop, Embedded, Phone
- Technical enablers in place for different multi-screen approaches
 - Maximize code re-use with Qt Quick
- In Native We Trust
 - The Power really lies in C++

Thank You!

tuukka.ahoniemi@digia.com

www.qt.digia.com